

B

C

BEAUTIFULLY CRAFTED

BRITISH CENTREPIECE

DESIGNS



We are the award winning British Bathroom Design company.


The centrepiece of the bathroom is the heart of the home, it is where we go to relax, let the day wash over us and transform into our best selves.

Using the finest materials and exceptional British craftsmanship we create designs of distinction.

Because Beautifully Crafted bathrooms, add a little luxury to the everyday.

These are bespoke British Centrepieces, made for you.





Timeless bathroom products to last a lifetime.

Exceptional British craftsmanship using the finest sourced materials, designed with distinction, and tailored to your needs.



BESPOKE CURATION

Bespoke curation is at the heart of what we do.

Every bathroom is personal and expertly tailored to your individual style.

We want to give you choices, so you can design the centrepiece for your home.

Personalised design choices through luxurious materials, sumptuous hand-painted colours, and custom sizing.

We are always on hand to go the extra mile for you, whatever you may need.

This is bespoke curation, made for you.

1

08 Roll Top Baths

An opulent range of baths, made in a traditional hand crafted manner. Plated or painted options available in a variety of our exciting colours.

ROLL TOP

2

46 Cian® Cast Baths

Our exclusive solid surface Cian® material is a first in its class, and is manufactured from the highest quality raw materials.

CIAN® CAST

3

90 Acrymite® Baths

Our unique range of contemporary solid surface acrylic baths, are manufactured using our exclusive Acrymite® system.

ACRYMITE®

4

106 Ceramics & Vessels

BC Designs are proud to offer a collection of Ceramics & Vessels that beautifully complement the Bath and Furniture designs.

CERAMICS

5

116 Bathroom Furniture

A capsule collection of modular furniture, available in a curated colour palette of natural tones and tactile finishes.

FURNITURE

6

132 Taps & Showers

BC Designs have always been recognised for the authenticity of its products, and so our range of brassware and shower products perfectly embody this ethos.

BRASSWARE



1

10 YEAR GUARANTEE

ROLL TOP

CLASSIC ROLL TOP

At BC Designs we know and love classic design, materials and the value of craftsmanship.

The Classic

Offering timeless designs with a modern flair. Our classic roll top baths can be tailored to your personal style with our bespoke colour service.

With a plethora of designs to choose from, including our popular handcrafted copper and brass boat baths.

A TIMELESS CLASSIC



BC Designs create beautiful roll top baths. Our copper baths are handcrafted using traditional techniques.

They are hand-made and every bathtub is a unique work of art, completely different from one to the next. All of the curves and bends are made with no more than a hammer, an experienced eye and a strong arm.

Variations and undulations will occur during the manufacturing process, which is why each piece is distinctive. Our copper baths add character to a bathroom and you have the option of maintaining its beautiful shine or leaving it to age and weather over time.



We are proud to present a beautiful collection of signature products that are original and unique to BC Designs.

Look out for the icon on the relevant product pages.

CO-ORDINATING BASINS & WASTES



A collection of co-ordinating basins are available to complement your chosen bath design. See page 108-109.

AFTER CARE & MAINTENANCE

Please refer to the website for details on how to maintain your roll top bath.

bcdesigns.co.uk

Our 'How To' and Maintenance videos can also be found on our dedicated YouTube Channel. youtube.com/@bcdesigns1555

CLASSIC ROLL TOP

Why choose a Copper Bath?

Heat Retention

Copper baths retain the heat of your water for much longer than acrylic versions. The temperature is much better than an acrylic bath meaning that you can have a longer soak without topping up your tub!

Hygiene

A little-known fact that few homeowners are aware of is that copper is actually a super metal when it comes to killing germs. While most viruses can last for days on steel and glass, they are killed within hours or sometimes minutes on copper! The same applies to Brass as well!

So, for those deciding on a bathroom renovation, copper baths and basins not only look stunning and bring a touch of luxury to a bathroom project but they also provide a really important function in helping the room to stay germ free.


Finish Options

Our Copper range is incredibly versatile and we have expanded our range to include Antique, Verdigris and Patinata alongside Nickel & Tin.




ROLL TOP BATH FINISHES


Finishes are dependant on the Bath Design.




Copper




Antique Copper




Nickel



Brass




Tin



Verdigris Green



Patinata Blue



White Acrylic



PAINTED FOR YOU

See the next page for more details.

 PAINTED FOR YOU

Add a splash of colour

For those who like something a little bit different, we offer a bespoke bath painting service on our roll top baths and bath feet.

FARROW & BALL
CRAFTSMEN IN PAPER AND PAINT

Little Greene
— PAINT & PAPER 1775 —

FENWICK & TILBROOK




Copper Roll Tops

Pages 14 - 33
£754.00



Acrylic Roll Tops

Pages 34-45
£480.00



Omnia Solid-Surface

Pages 52-53
£617.00

HOW TO ORDER

Choose your own paint colour to match your scheme from manufacturers such as Farrow & Ball, Little Greene and Fenwick & Tilbrook. All of our roll top baths are painted to order in our workshop in Colchester, Essex.

Simply add a Z at the end of the product code to get your bath painted.

For example:

BAC040 + Z = BAC040Z

Our Process

Our in house specialist will key the bath first and then coat it with a water based primer/sealer. Using a roller the bath is then painted with 3 or more coats of the chosen colour.

We use an Exterior Eggshell paint which has a 20% sheen finish.

The paint is durable, eco-friendly and has a breathable finish.

Resistant to flaking, peeling and colour fade for up to 6 years (providing care instructions for the surface are followed).

Water, fungal resistant, washable and wipeable.

The bath will go through several processes, being quality checked all the way so we can ensure a perfect finish.

Please note

Whichever paint you choose it must be available in an Exterior Eggshell finish and fit for purpose. In addition to these paint ranges, we can also paint your bath in a choice of RAL Classic colours or British Standard colours.

We also have a digital scanning service for colour matching. Please contact us to check the suitability on any of the above.

Please allow 20-25 working days for delivery of your painted bath.

Full colour swatches can be ordered directly from the Farrow & Ball, Little Greene or Fenwick & Tilbrook websites. RAL colours also available.

Our painted Boat bath is a bespoke product and we cannot accept liability for colour chosen. It is the customer's responsibility to check the paint before ordering. We are unable to accept returns on this basis.



Image Credit: Little Greene.

Copper Boat Bath

BATH

1500mm bath	1700mm bath
Copper	Copper
H725xW725xL1500mm	H700xW725xL1700mm
£5,586.00	£6,703.00
BAC045	BAC040

BATH WASTES

Push down exposed extended	Push down 60mm for baths
Copper	Copper
Bath must be drilled	Without overflow
£567.00	£176.00
WAS050CO	WAS110CO

BASIN & WASTE

Copper roll top basin	Push down waste for basin
Copper	Copper
H180xW345xL530mm	Without overflow
£792.00	£146.00
BAC050	WAS220CO

Maintenance kit
£36.00
1MAINT



See page 146-147 for alternative waste finishes



Our Copper Boat Baths are made in the traditional hand crafted manner used for centuries, so therefore every bath is unique to you. Copper Baths are also excellent heat conductors and will maintain the water temperature much longer than Cast Iron versions.

SPECIFICATIONS

Material	Copper		
Finish	Copper		
Waste	Not included		

Bath	Capacity	Void	Dry Weight
1500mm	180ltrs	110	44kg
1700mm	190ltrs	110	50kg

Basin	Capacity	Dry Weight
530mm	16ltrs	6kg

PAINTED FOR YOU

Add a Z at the end of the product code to have this bath painted. See page 12 for details.

Bath Painted
£754.00

Please note

Copper is a 'living finish' and will patina over time, Copper baths and basins will need preserving to maintain the finish, so bear this in mind before ordering.

Our copper baths are made from 99.5%+ 15-18 gauge pure copper.

Overflow & drilling

BC Designs Copper Baths are supplied without overflow. If an overflow is required they can be drilled on site. We can advise on how to do this and supply an exposed waste to suit. Contact us for more information.

Waste supplied separately.

All dimensions are approximate due to manufacturing tolerances.

All prices include VAT.



Photographer: Darren Chung.

Both the polished copper exterior, and the contrasting nickel interior, will develop their own character over time.



CLASSIC ROLL TOP

Copper/Nickel Boat Bath



BATH

1500mm bath Copper/Nickel H725xW725xL1500mm £5,773.00 BAC015	1700mm bath Copper/Nickel H700xW725xL1700mm £6,797.00 BAC010
---------------------------------------------------------------------------------	---------------------------------------------------------------------------------

BATH WASTES

Push down exposed extended Nickel Bath must be drilled £567.00 WAS050N	Push down 60mm for baths Nickel Without overflow £176.00 WAS110N
-------------------------------------------------------------------------------------------	-------------------------------------------------------------------------------------

BASIN & WASTE

Copper roll top basin Copper/Nickel H180xW345xL530mm £792.00 BAC055	Push down waste Nickel Unslotted £146.00 WAS220N
----------------------------------------------------------------------------------------	---------------------------------------------------------------------

Maintenance kit
£36.00
1MAINT



See page 146-147 for alternative waste finishes

Please note

Copper is a 'living finish' and will patina over time, Copper baths and basins will need preserving to maintain the finish, so bear this in mind before ordering.

Our copper baths are made from 99.5%+ 15-18 gauge pure copper.

The Polished Nickel finish is electroplated on the bath giving a beautiful shiny finish which will develop its own character over time.

Overflow & drilling

BC Designs Copper Baths are supplied without overflow. If an overflow is required they can be drilled on site. We can advise on how to do this and supply an exposed waste to suit. Contact us for more information.

Waste supplied separately.

All dimensions are approximate due to manufacturing tolerances.

SPECIFICATIONS

Material	Copper		
Finish	Copper / Nickel		
Waste	Not included		

Bath	Capacity	Void	Dry Weight
1500mm	180ltrs	110	44kg
1700mm	190ltrs	110	50kg

Basin	Capacity	Dry Weight
530mm	16ltrs	6kg

PAINTED FOR YOU

Add a Z at the end of the product code to have this bath painted. See page 12 for details.

Bath Painted
£754.00





SPECIFICATIONS

Material	Copper / Acrylic		
Finish	Copper / Acrylic		
Waste	Not included		

Bath	Capacity	Void	Dry Weight
1800mm	220ltrs	110	83kg

Basin	Capacity	Dry Weight
530mm	16ltrs	6kg

PAINTED FOR YOU

Add a Z at the end of the product code to have this bath painted. See page 12 for details.

Bath Painted
£754.00

Copper/Acrylic Boat Bath

BATH

1800mm bath
Copper/Acrylic
H705xW800xL1800mm
£7,603.00
BAC070

BATH WASTES

Push down exposed extended	Push down 60mm for baths
Copper	Copper
Bath must be drilled	Without overflow
£567.00	£176.00
WAS050CO	WAS110CO

BASIN & WASTE

Copper roll top basin	Push down waste
Copper	Copper
H180xW345xL530mm	£146.00
£792.00	WAS220CO
BAC050	

Maintenance kit
£36.00
1MAINT



See page 146-147 for alternative waste finishes

Please note

Copper is a 'living finish' and will patina over time, Copper baths and basins will need preserving to maintain the finish, so bear this in mind before ordering.

Our copper baths are made from 99.5%+ 15-18 gauge pure copper.

Acrylic can be maintained using a mild cleaner and warm water.

Overflow & drilling

BC Designs Copper Baths are supplied without overflow. If an overflow is required they can be drilled on site. We can advise on how to do this and supply an exposed waste to suit. Contact us for more information.

Waste supplied separately.

All dimensions are approximate due to manufacturing tolerances.

With a pure white interior, that contrasts beautifully against the warm patina of the copper exterior.



Copper/Nickel Slipper Bath

Our copper slipper baths are made in the traditional hand crafted manner used for centuries, and therefore there will be gentle undulations and some colour variation in the finish so every bath is unique to you.

Copper Baths are excellent heat conductors and will maintain the water temperature much longer than cast iron versions.

BATH

1700mm bath
Copper/Nickel
H700xW725xL1700mm
£7,169.00
BAC009

BATH WASTES

Push down exposed extended	Push down 60mm for baths
Nickel	Nickel
Bath must be drilled	Without overflow
£567.00	£176.00
WAS050N	WAS110N

BASIN & WASTE

Copper roll top basin	Push down waste
Copper/Nickel	Nickel
H180xW345xL530mm	Unslotted
£792.00	£146.00
BAC055	WAS220N

Maintenance kit
£36.00
1MAINT



See page 146-147 for alternative waste finishes



SPECIFICATIONS

Material	Copper		
Finish	Copper / Nickel		
Waste	Not included		

Bath	Capacity	Void	Dry Weight
1700mm	190ltrs	110	50kg

Basin	Capacity	Dry Weight
530mm	16ltrs	6kg

PAINTED FOR YOU

Add a Z at the end of the product code to have this bath painted. See page 12 for details.

Bath Painted
£754.00

Please note

Copper is a 'living finish' and will patina over time, Copper baths and basins will need preserving to maintain the finish, so bear this in mind before ordering.

Our copper baths are made from 99.5% + 15-18 gauge pure copper.

The Polished Nickel finish is electroplated on the bath giving a beautiful shiny finish which will develop its own character over time.

Overflow & drilling

BC Designs Copper Baths are supplied without overflow. If an overflow is required they can be drilled on site. We can advise on how to do this and supply an exposed waste to suit. Contact us for more information.

Waste supplied separately.

All dimensions are approximate due to manufacturing tolerances.



Our beautiful Antique finish is created using age old techniques and craftsmanship, and then sealed for a durable, timeless finish.

CLASSIC ROLL TOP

Antique Copper Boat Bath

BATH

1500mm bath

Antique Copper
H725xW725xL1500mm
£5,960.00
BAC047

1700mm bath

Antique Copper
H700xW725xL1700mm
£6,703.00
BAC046

BATH WASTES

Push down exposed extended brushed copper

Bath must be drilled
£567.00
WAS050BCO

Push down 60mm for baths brushed copper

Without overflow
£176.00
WAS110BCO

BASIN & WASTE

Basin

Antique Copper
H180xW345xL530mm
£792.00
BAC051

Push down waste for basin

Brushed Copper
£146.00
WAS220BCO

See page 146-147 for alternative waste finishes



Please note

Copper is a 'living finish' and will patina over time, Copper baths and basins will need preserving to maintain the finish, so bear this in mind before ordering.

Our copper baths are made from 99.5%+ 15-18 gauge pure copper.

Overflow & drilling

BC Designs Copper Baths are supplied without overflow. If an overflow is required they can be drilled on site. We can advise on how to do this and supply an exposed waste to suit. Contact us for more information.

Waste supplied separately.

All dimensions are approximate due to manufacturing tolerances.



SPECIFICATIONS

Material	Copper
Finish	Lacquered Antique Copper
Waste	Not included

Bath	Capacity	Void	Dry Weight
1500mm	180ltrs	110	44kg
1700mm	190ltrs	110	50kg

Basin	Capacity	Dry Weight
530mm	16ltrs	6kg



Add a Z at the end of the product code to have this bath painted. See page 12 for details.

Bath Painted
£754.00

Antique Copper/Nickel Boat Bath

BATH

1500mm bath Antique Copper/Nickel H725xW725xL1500mm £5,773.00 BAC017	1700mm bath Antique Copper/Nickel H700xW725xL1700mm £6,797.00 BAC016
-----------------------------------------------------------------------------------------	-----------------------------------------------------------------------------------------

BATH WASTES

Push down exposed extended Copper Bath must be drilled £567.00 WAS050N	Push down 60mm for baths Copper Without overflow £176.00 WAS110N
-----------------------------------------------------------------------------------------------	-----------------------------------------------------------------------------------------

BASIN & WASTE

Basin Antique Copper/Nickel H180xW345xL530mm £792.00 BAC056	Push down waste for basin Nickel £146.00 WAS220N
--------------------------------------------------------------------------------	----------------------------------------------------------------------

See page 146-147
for alternative
waste finishes



Our beautiful Antique finish is achieved by applying sulphuric acid and chalk powder before sealing with lacquer for a durable finish. We then electroplate the Copper/Nickel version on the inside for a reflective contrast. Complete the look with one of our matching basins!

SPECIFICATIONS

Material	Copper		
Finish	Lacquered Antique Copper / Nickel		
Waste	Not included		

Bath	Capacity	Void	Dry Weight
1500mm	180ltrs	110	44kg
1700mm	190ltrs	110	50kg

Basin	Capacity	Dry Weight
530mm	16ltrs	6kg



PAINTED FOR YOU

Add a Z at the end of the product code to have this bath painted. See page 12 for details.

Bath Painted
£754.00

Please note

Copper is a 'living finish' and will patina over time, Copper baths and basins will need preserving to maintain the finish, so bear this in mind before ordering.

Our copper baths are made from 99.5%+ 15-18 gauge pure copper.

The Polished Nickel finish is electroplated on the bath giving a beautiful shiny finish which will develop its own character over time.

Overflow & drilling

BC Designs Copper Baths are supplied without overflow. If an overflow is required they can be drilled on site. We can advise on how to do this and supply an exposed waste to suit. Contact us for more information.

Waste supplied separately.

All dimensions are approximate due to manufacturing tolerances.

Our Copper Boat Baths and Basins are handmade in the traditional manner, so each piece is unique to you.





SPECIFICATIONS

Material	Copper
Finish	Nickel
Waste	Not included

Bath	Capacity	Void	Dry Weight
1500mm	180ltrs	110	44kg
1700mm	190ltrs	110	50kg

Basin	Capacity	Dry Weight
530mm	16ltrs	6kg

PAINTED FOR YOU

Add a Z at the end of the product code to have this bath painted. See page 12 for details.

Bath Painted
£754.00



CLASSIC ROLL TOP

Nickel Boat Bath

Copper Baths are excellent heat conductors and will maintain the water temperature much longer than Cast Iron. Even after the bath has been emptied it will remain warm to the touch.

BATH

1500mm bath	1700mm bath
Nickel	Nickel
H725xW725xL1500mm	H700xW725xL1700mm
£5,773.00	£7,169.00
BAC025	BAC020

BATH WASTES

Push down exposed	Push down 60mm for baths
Nickel	Nickel
Bath must be drilled	Without overflow
£567.00	£176.00
WAS050N	WAS110N

BASIN & WASTE

Nickel roll top basin	Push down waste for Thinn basins only
Nickel	Nickel
H180xW345xL530mm	Unslotted
£792.00	£146.00
BAC060	WAS220N

See page 146-147 for alternative waste finishes



Please note

The Polished Nickel finish is electroplated on the bath giving a beautiful shiny finish which will develop its own character over time.

Overflow & drilling

BC Designs Copper Baths are supplied without overflow. If an overflow is required they can be drilled on site. We can advise on how to do this and supply an exposed waste to suit. Contact us for more information.

Waste supplied separately.

All dimensions are approximate due to manufacturing tolerances.

All prices include VAT.



Each and every bathtub is a unique work of art.

Project: One Shore Street, Northern Ireland.



Handmade using beautifully smooth brass sheets, to form the classic roll top shape that you have come to expect from BC Designs.

CLASSIC ROLL TOP

Brass Boat Bath

BATH

1500mm bath	1700mm bath
Brass	Brass
H725xW725xL1500mm	H700xW725xL1700mm
£5,960.00	£6,703.00
BAC036	BAC032

BATH WASTES

Push down exposed extended	Push down 60mm for baths
Gold	Gold
Bath must be drilled	Without overflow
£648.00	£201.00
WAS050G	WAS110G

BASIN & WASTE

Basin	Push down waste for basin
Brass	Gold
H180xW345xL530mm	Gold
£792.00	£167.00
BAC061	WAS220G

Maintenance kit
£36.00
1MAINT



See page 146-147 for alternative waste finishes

Please note

Brass is a 'living finish' and will patina over time, Copper baths and basins will need preserving to maintain the finish, so bear this in mind before ordering.

Overflow & drilling

BC Designs Copper Baths are supplied without overflow. If an overflow is required they can be drilled on site. We can advise on how to do this and supply an exposed waste to suit. Contact us for more information.

Waste supplied separately.

All dimensions are approximate due to manufacturing tolerances.



SPECIFICATIONS

Material	Brass		
Finish	Brass		
Waste	Not included		

Bath	Capacity	Void	Dry Weight
1500mm	180ltrs	110	44kg
1700mm	190ltrs	110	50kg

Basin	Capacity	Dry Weight
530mm	16ltrs	6kg



Add a Z at the end of the product code to have this bath painted. See page 12 for details.

Bath Painted
£754.00





SPECIFICATIONS

Material	Copper
Finish	Tin
Waste	Not included

Bath	Capacity	Void	Dry Weight
1500mm	180ltrs	110	44kg
1700mm	190ltrs	110	50kg

Basin	Capacity	Dry Weight
530mm	16ltrs	6kg

PAINTED FOR YOU

Add a Z at the end of the product code to have this bath painted. See page 12 for details.

Bath Painted
£754.00



CLASSIC ROLL TOP

Tin Boat Bath

BATH

1500mm bath	1700mm bath
Tin	Tin
H725xW725xL1500mm	H700xW725xL1700mm
£5,960.00	£6,703.00
BAC035	BAC030

BATH WASTES

Push down exposed extended	Push down 60mm
Brushed Nickel	Brushed Nickel
Bath must be drilled	Without overflow
£567.00	£176.00
WAS050BN	WAS110BN

BASIN & WASTE

Tin roll top basin	Push down waste for Tin basins only
Tin	Brushed Nickel
H180xW345xL530mm	Unslotted
£792.00	£146.00
BAC065	WAS220BN

See page 146-147 for alternative waste finishes



Please note

Tin is applied by smoothing melted tin over the surface of the copper using a moleskin-type cloth. Tin has been used as a surface over many years and has proved to be durable and full of character.

Overflow & drilling

BC Designs Copper Baths are supplied without overflow. If an overflow is required they can be drilled on site. We can advise on how to do this and supply an exposed waste to suit. Contact us for more information.

Waste supplied separately.

All dimensions are approximate due to manufacturing tolerances.

All prices include VAT.



Tiles: Marlborough Tiles. Photographer: Tory McTernan



CLASSIC ROLL TOP

Verdigris/Patinata Boat Bath

VERDIGRIS GREEN BATH

1500mm bath
Copper
H725xW725xL1500mm
£5,396.00
BAC023

1700mm bath
Copper
H700xW725xL1700mm
£6,700.00
BAC022

PATINATA BLUE BATH

1500mm bath
Copper
H725xW725xL1500mm
£5,396.00
BAC026

1700mm bath
Copper
H700xW725xL1700mm
£6,700.00
BAC024

BATH WASTES

Push down exposed extended
Brushed Copper
Bath must be drilled
£567.00
WAS050BCO

Push down 60mm for baths
Brushed Copper
Without overflow
£176.00
WAS110BCO

VERDIGRIS BASIN & WASTE

Verdigris Green basin
H180xW345xL530mm
£792.00
BAC053

Push down waste for basin
Brushed Copper
£146.00
WAS220BCO



PATINATA BASIN & WASTE

Patinata Blue basin
H180xW345xL530mm
£792.00
BAC054

Push down waste for basin
Brushed Copper
£146.00
WAS220BCO



See page 146-147 for alternative waste finishes

Please note

Copper is a 'living finish' and will patina over time, Copper baths and basins will need preserving to maintain the finish, so bear this in mind before ordering. Our copper baths are made from 99.5%+ 15-18 gauge pure copper.

Overflow & drilling

BC Designs Copper Baths are supplied without overflow. If an overflow is required they can be drilled on site. We can advise on how to do this and supply an exposed waste to suit.

Waste supplied separately.

All dimensions are approximate due to manufacturing tolerances.



SPECIFICATIONS

Material	Copper		
Finish	Antique Copper/Verdigris Antique Copper/Patinata		
Waste	Not included		
Bath	Capacity	Void	Dry Weight
1500mm	180ltrs	110	44kg
1700mm	190ltrs	110	50kg
Basin	Capacity	Dry Weight	
530mm	16ltrs	6kg	





CLASSIC ROLL TOP

The Boat Bath

Double-skinned acrylic boat bath.

The boat bath is available in three sizes and can be tailored to your colour of choice.

BATH

1580mm bath

Acrylic
H646xW750xL1580mm
£2,444.00
BAS063

1700mm bath

Acrylic
H710xW750xL1700mm
£2,528.00
BAS065

1800mm bath

Acrylic
H710xW800xL1800mm
£2,616.00
BAS070

BATH WASTES

Plug & chain concealed*

With stowaway
£50.00
WAS020

Plug & chain exposed

With stowaway
£183.00
WAS030

Push down concealed*

£169.00
WAS040

Push down exposed

£250.00
WAS050

See page 146-147 for alternative waste finishes

OVERFLOW FILLER

Bath overflow filler with push down waste WAS308 + finish code

Finish Code	Price
Chrome	£330.00
BC/N/BN/CO/BCO	£594.00
G/BG	£679.00



Only compatible with boat baths

Please note

This bath is Polished White, but can be painted to order.

Waste supplied separately.

All dimensions are approximate due to manufacturing tolerances.

*The concealed waste overflow pipe is visible on the outside of this bath.



SPECIFICATIONS

Material	Acrylic
Finish	Polished White
Waste	Not included

Bath	Capacity	Void	Dry Weight
1580mm	180ltrs	120	40kg
1700mm	190ltrs	165	42kg
1800mm	220ltrs	165	46kg

PAINTED FOR YOU

Add a Z at the end of the product code to have this bath painted. See page 12 for details.

Bath Painted
£480.00



The Boat Bath with Plinth

The classic with aluminium plinth.

A classic Boat bath with an acrylic inner and outer and a solid cast aluminium plinth.

BATH

1580mm bath Acrylic/Aluminium H646xW750xL1580mm £3,093.00 BAS763	1700mm bath Acrylic/Aluminium H710xW750xL1700mm £3,191.00 BAS765
-------------------------------------------------------------------------------------	-------------------------------------------------------------------------------------

1800mm bath Acrylic/Aluminium H710xW800xL1800mm £3,292.00 BAS770

BATH WASTES

Plug & chain concealed* With stowaway £50.00 WAS020	Plug & chain exposed With stowaway £183.00 WAS030
Push down concealed* £169.00 WAS040	Push down exposed £250.00 WAS050

See page 146-147 for alternative waste finishes



SPECIFICATIONS

Material	Acrylic	Bath	Capacity	Void	Dry Weight
Finish	Polished white/ Aluminium	1580mm	180ltrs	120	60kg
Waste	Not included	1700mm	190ltrs	165	67kg
		1800mm	220ltrs	165	76kg

Please note

Each aluminium plinth is individually hand polished to bring the natural material up to shine. Due to the nature of the material there will be slight imperfections and some pinholes in the plinths which make them unique and add to the character of the bath.

This bath is Polished White, but can be painted to order.

Waste supplied separately.

All dimensions are approximate due to manufacturing tolerances.

*The concealed waste overflow pipe is visible on the outside of this bath.

PAINTED FOR YOU

Add a Z at the end of the product code to have this bath painted. See page 12 for details.

Bath Painted
£480.00

Industrialé Boat Bath

Classics design with industrial styling.

Boasting an industrial design aesthetic, this take on the classic boat bath brings 1950s playful textures and details to the modern home.

BATH

1700mm bath Acrylic/Silver outer H680xW690xL1730mm £2,712.00 BAS060

BATH WASTES

Plug & chain concealed* With stowaway £50.00 WAS020	Plug & chain exposed With stowaway £183.00 WAS030
Push down concealed* £169.00 WAS040	Push down exposed £250.00 WAS050

See page 146-147 for alternative waste finishes



SPECIFICATIONS

Material	Acrylic	Bath	Capacity	Void	Dry Weight
Finish	Painted Grey exterior	1710mm	210ltrs	120	38kg
Waste	Not included				

Please note

This bath comes in Silver, but can be painted to order.

Waste supplied separately.

All dimensions are approximate due to manufacturing tolerances.

*The concealed waste overflow pipe is visible on the outside of this bath.

PAINTED FOR YOU

Add a Z at the end of the product code to have this bath painted. See page 12 for details.

Bath Painted
£480.00

Mégane

Acrylic Slipper Roll Top Bath.
The Mégane comes with a plinth to complete the traditional look.

BATH

1700mm bath
Gloss White
H710xW750xL1700mm
£2,758.00
BAS030

BATH WASTES

Plug & chain concealed*	Plug & chain exposed
With stowaway	With stowaway
£50.00	£183.00
WAS020	WAS030
Push down concealed*	Push down exposed
£169.00	£250.00
WAS040	WAS050

See page 146-147 for alternative waste finishes



SPECIFICATIONS

Material	Acrylic	Bath	Capacity	Void	Dry Weight
Finish	Gloss White	1700mm	200ltrs	90	40kg
Waste	Not included				

Please note

The Mégane bath is gloss white as standard.
All dimensions are approximate due to manufacturing tolerances.
The waste hole position is on the rounded end, as opposed to the side.
*The concealed waste overflow pipe is visible on the outside of this bath.

All prices include VAT.

PAINTED FOR YOU

Add a Z at the end of the product code to have this bath painted. See page 12 for details.

Bath Painted
£480.00

Penny

Acrylic Slipper Roll Top Bath.
The Penny Slipper Bath is the smallest in the collection at 1360mm, and is perfect for the smaller bathroom suite.

BATH

1360mm bath
Gloss White
H780xW750xL1360mm
£2,355.00
BAS036

BATH WASTES

Plug & chain concealed*	Plug & chain exposed
With stowaway	With stowaway
£50.00	£183.00
WAS020	WAS030
Push down concealed*	Push down exposed
£169.00	£250.00
WAS040	WAS050

See page 146-147 for alternative waste finishes



SPECIFICATIONS

Material	Acrylic	Bath	Capacity	Void	Dry Weight
Finish	Gloss white	1360mm	148ltrs	90	33kg
Waste	Overflow included				

Please note

The Penny bath is gloss white as standard.
All dimensions are approximate due to manufacturing tolerances.
The waste hole position is on the rounded end, as opposed to the side.
*The concealed waste overflow pipe is visible on the outside of this bath.

Paint: Little Greene. Tiles: Otto.
Stylist: Alison Davidson. Photographer: Darren Chung.

PAINTED FOR YOU

Add a Z at the end of the product code to have this bath painted. See page 12 for details.

Bath Painted
£480.00

CLASSIC ROLL TOP

Fordham

Acrylic slipper bath.

The Fordham bath is a beautiful, traditional slipper bath with an elegant silhouette, available in two sizes and can be painted in your choice of colour.

FEET SET ONE



1500mm bath

White Acrylic
H650xW740xL1500mm
£1,621.00
BAU015

1700mm bath

White Acrylic
H650xW740xL1700mm
£1,576.00
BAU017

Feet can be painted in any colour of your choice

FEET SET TWO



1500mm bath

White Acrylic
H650xW740xL1500mm
£1,621.00
BAU025

1700mm bath

White Acrylic
H650xW740xL1700mm
£1,576.00
BAU027

Feet can be painted in any colour of your choice

BATH WASTES

Plug & chain concealed*

With stowaway
£50.00
WAS020

Push down concealed*

£169.00
WAS040

Plug & chain exposed

With stowaway
£183.00
WAS030

Push down exposed

£250.00
WAS050

See page 146-147 for alternative waste finishes

BATH TRAP

Exposed low bath trap with adaptor (40/42mm) & pipe

Chrome
£169.00
WAS080



Please note

Please note that this bath is Polished White, but can be painted to order. Waste supplied separately.

All dimensions are approximate due to manufacturing tolerances.

*The concealed waste overflow pipe is visible on the outside of this bath.

All prices include VAT.

SPECIFICATIONS

Material	Acrylic
Finish	Polished White
Waste	Not included

Bath	Capacity	Void	Dry Weight
1500mm	155ltrs	150	46kg
1700mm	197ltrs	150	49.6kg

PAINTED FOR YOU

Add a Z at the end of the bath product code to have this bath painted, and use code **paintfeet** to have the feet painted. See page 12 for details.

Bath Painted	Feet Painted
£480.00	£173.00





The Elmstead is a popular addition to our roll top collection, and has become an instant classic.

CLASSIC ROLL TOP

Elmstead

Acrylic double ended roll top bath.

Not only can you choose from two sizes and two sets of feet but the Elmstead is available in Gloss White and can be painted in your choice of colour too. The Elmstead also features a ledge for deck mounting bath taps and bath shower mixers.

FEET SET ONE



1500mm bath

White Acrylic
H650xW745xL1500mm
£1,465.00
BAU035

1700mm bath

White Acrylic
H650xW745xL1700mm
£1,562.00
BAU037

Feet can be painted in any colour of your choice

FEET SET TWO



1500mm bath

White Acrylic
H650xW745xL1500mm
£1,465.00
BAU045

1700mm bath

White Acrylic
H650xW745xL1700mm
£1,562.00
BAU047

Feet can be painted in any colour of your choice

BATH WASTES

Plug & chain concealed*

With stowaway
£50.00
WAS020

Push down concealed*

£169.00
WAS040

Plug & chain exposed

With stowaway
£183.00
WAS030

Push down exposed

£250.00
WAS050

See page 146-147 for alternative waste finishes

BATH TRAP

Exposed low bath trap with adaptor (40/42mm) & pipe
Chrome
£169.00
WAS080



Please note

Please note that this bath is Polished White, but can be painted to order.

Waste supplied separately.

Ledge size for taps is 110mm.

All dimensions are approximate due to manufacturing tolerances.

*The concealed waste overflow pipe is visible on the outside of this bath.

SPECIFICATIONS

Material	Acrylic		
Finish	Polished White		
Waste	Not included		

Bath	Capacity	Void	Dry Weight
1500mm	185ltrs	145	43kg
1700mm	200ltrs	145	45.8kg

PAINTED FOR YOU

Add a Z at the end of the bath product code to have this bath painted, and use code **paintfeet** to have the feet painted. See page 12 for details.

Bath Painted
£480.00

Feet Painted
£173.00



CLASSIC ROLL TOP

Mistley

Acrylic single ended roll top bath.

FEET SET ONE FEET SET TWO

1700mm bath White Acrylic H635xW750xL1700mm £1,538.00 BAU057	1700mm bath White Acrylic H635xW750xL1700mm £1,538.00 BAU067
--------------------------------------------------------------------------	--------------------------------------------------------------------------

Feet can be painted in any colour of your choice

BATH WASTES

Plug & chain concealed* With stowaway £50.00 WAS020	Plug & chain exposed With stowaway £183.00 WAS030
Push down concealed* £169.00 WAS040	Push down exposed £250.00 WAS050

See page 146-147 for alternative waste finishes

BATH TRAP

Exposed low bath trap with adaptor (40/42mm) & pipe

Chrome
£169.00
WAS080



See page 135 for alternative finishes



CLASSIC ROLL TOP

Tye

Acrylic single ended corner roll top bath.

FEET SET ONE

1500mm bath White Acrylic H650xW750xL1500mm £1,583.00 BAU055	1700mm bath White Acrylic H650xW750xL1700mm £1,731.00 BAU075
--------------------------------------------------------------------------	--------------------------------------------------------------------------

FEET SET TWO

1500mm bath White Acrylic H650xW750xL1500mm £1,583.00 BAU056	1700mm bath White Acrylic H650xW750xL1700mm £1,731.00 BAU076
--------------------------------------------------------------------------	--------------------------------------------------------------------------

Feet can be painted in any colour of your choice

BATH WASTES

Plug & chain concealed* With stowaway £50.00 WAS020	Plug & chain exposed With stowaway £183.00 WAS030
Push down concealed* £169.00 WAS040	Push down exposed £250.00 WAS050

See page 146-147 for alternative waste finishes

SHOWER SCREEN

Straight bath screen
H1435xW790mm
£247.00
BSS010



BATH TRAP

Exposed low bath trap with adaptor (40/42mm) & pipe
Chrome
£169.00
WAS080



A classic way of incorporating a freestanding bath and shower into one.

SPECIFICATIONS

Material	Acrylic	
Finish	Polished White	
Waste	Not included	
Bath	Capacity	Dry Weight
1700mm	200ltrs	47.5kg

PAINTED FOR YOU

Add a Z at the end of the bath product code to have this bath painted, and use code **paintfeet** to have the feet painted. See page 12 for details.

Bath Painted £480.00	Feet Painted £173.00
--------------------------------	--------------------------------

Please note

Please note that this bath is Polished White, but can be painted to order. Waste supplied separately.

All dimensions are approximate due to manufacturing tolerances.

*The concealed waste overflow pipe is visible on the outside of this bath.



Foot Set One



Foot Set Two

SPECIFICATIONS

Material	Acrylic		
Finish	Polished White		
Waste	Not included		
Bath	Capacity	Void	Dry Weight
1500mm	175ltrs	150	45.8kg
1700mm	210ltrs	150	46.7kg

PAINTED FOR YOU

Add a Z at the end of the bath product code to have this bath painted, and use code **paintfeet** to have the feet painted. See page 12 for details.

Bath Painted £480.00	Feet Painted £173.00
--------------------------------	--------------------------------

Please note

Please note that this bath is Polished White, but can be painted to order. Waste supplied separately.

Universally handed, so it can fit into any corner.

All dimensions are approximate due to manufacturing tolerances.

*The concealed waste overflow pipe is visible on the outside of this bath.

CIAN® CAST

2

Our exclusive Cian® material is a first in its class and is manufactured from the highest quality raw materials.

Cian® Solid Surface

It is highly durable, stain resistant, non-porous, scratch resistant and retains heat for the perfect long soak.

Due to its unique properties it allows BC Designs to create classic as well as cutting edge shapes that are wonderful to bathe in.

10 YEAR GUARANTEE

THE PERFECT CAST



Why choose a Cian® Cast Bath?

ColourKast

Fancy a bit of colour? Something different? Our unique range of ColourKast shades are now available to order on most of our Cian® bath designs. Choose from eight distinctive colours, including Gunmetal, Satin Rose and Khaki Green.

Any ColourKast baths and basins are made to order and have a 15 week lead time.

Durability

Cian® Solid Surfacing will withstand the rigours of everyday exposure.

Overflow

Many of our Cian® baths are available with overflows. Please always check the specifications before ordering.

Non-porous

Unaffected by fluctuating moisture ingress and humidity, Cian® Solid Surfacing is for all practical purposes. 100% non-porous.

Polished finish

Our material does not have a deceptive gel coat and is hand polished for a luxurious shiny finish. A few of our models are also available in a Silk Matt finish.

Thermal shock

Cian® Solid Surfacing complies with Din 198 thermal shock standards and can be placed on heated floors.

Made in South Africa

All of our Cian® solid surface baths are manufactured in our exclusive factory in Cape Town, South Africa. We use the best and most meticulous techniques to create a material that is free from imperfections and polished to a premium finish.

Easy maintenance

A daily wipe using a non-abrasive cleaning agent will keep the surface clean. It is resistant to deterioration and minor damages can be polished or repaired.



CIAN® SOLID SURFACE

CO-ORDINATING BASINS & WASTES

A range of co-ordinating Cian® Cast basins are available to complement your chosen bath or furniture design.

Vive basin	Push down waste
ColourKast	ColourKast
£686.00	£158.00
BAB164(FINISH)	WAS220(FINISH)



See page 109 for alternative basins and finishes.

CO-ORDINATING BATH WASTES

Slotted bath waste	Push down unslotted waste
ColourKast	ColourKast
£203.00	£195.00
WAS107(FINISH)	WAS110(FINISH)





See page 146-147 for alternative waste finishes



COLOURKAST

The ColourKast finishes are dependant on the bath design. See individual bath pages for available options.



White
Silk Matt and/or Polished
Available on all designs.



Marble
Available on
Bampton & Kurv only.

HOW TO ORDER COLOURKAST

Most Cian® Cast baths can be ordered in ColourKast – and at the same price as White!

Simply state your bath's product code and add your finish to the end to order.

For example:

Vive Bath in Industrial Grey
BAB064 + IG = BAB064IG

Please note

Please bear in mind that darker colours are more likely to show up marks and imperfections.

Matching ColourKast wastes can be ordered to suit – as well as various plated finishes.

All ColourKast baths and basins are manufactured in a Silk Matt finish only.

While we endeavour to hold stock of most baths please allow up to 15 weeks for delivery for some models. Check with us which baths we have in stock before ordering.

For samples please contact:
sales@bcdesigns.co.uk

Casini

Bold, creative and colourful.

The Casini is a one-piece Cian® casting with stunning outside detail that can only be achieved with our specialist moulding process. A fusion of classic and contemporary design, its thin rim gives a generous and comfortable bathing area.

BATH

White

H570xW750xL1680mm
£4,835.00
BAB035

ColourKast*

Choose your finish
H570xW750xL1680mm
£4,835.00
BAB035(FINISH)

BATH WASTES

Push down waste**

Chrome
£109.00
WAS110

Push down waste**

Polished White/
ColourKast
£195.00
WAS110(FINISH)

See page 146-147 for alternative waste finishes

Please note

When a trap is fitted to this bath, it will protrude below the floor level. Therefore, a small floor recess will have to be made under the bath to allow for that.

No overflow

The Casini does not have an overflow.

**For Installation without overflow.

All prices include VAT.

SPECIFICATIONS

Material	Cian® solid surface
Finish	Polished inner / Matt outer & ColourKast
Capacity	180ltrs
Void	120mm
Dry Weight	105kg
Waste	Not included
Overflow	No overflow

COLOURKAST

Powder Grey PG	Mushroom M
Industrial Grey IG	Satin Rose R
Gunmetal GM	Khaki Green KG
Light Fawn F	Powder Blue B

*See page 49 for more details.



The Omnia's special rim allows a crisp edge for painting, which means that we can now offer bespoke painting on a Cian® bath for the first time. Choose your paint colour to match your decor and our workshop will do the rest.

SPECIFICATIONS

Material	Cian® solid surface	
Finish	Matt, Polished & ColourKast	
Capacity	170ltrs	
Void	120mm	
Dry Weight	85kg	
Waste	Not included	
Overflow	No overflow	
Basin	Capacity	Dry Weight
530mm	9ltrs	5.6kg

COLOURKAST

Powder Grey PG	Mushroom M
Industrial Grey IG	Satin Rose R
Gunmetal GM	Khaki Green KG
Light Fawn F	Powder Blue B

*See page 49 for more details.

PAINTED FOR YOU

Add a Z at the end of the product code to have this bath painted. See page 12 for details.

Bath Painted
£617.00



CIAN® SOLID SURFACE

Omnia

BATH

Silk Matt White H510xW760xL1615mm £4,112.00 BAB079	Polished White H510xW760xL1615mm £4,112.00 BAB078
--------------------------------------------------------------------	-------------------------------------------------------------------

ColourKast*
Choose your finish
H510xW760xL1615mm
£4,112.00
BAB078(FINISH)

BATH WASTES

Unslotted bath waste Chrome £109.00 WAS110	Unslotted bath waste Polished White £195.00 WAS110PW
Unslotted bath waste Matt White £195.00 WAS110MW	Unslotted bath waste ColourKast* £195.00 WAS110(FINISH)

BASIN & WASTE

White Omnia basin H135xW360xL530mm £752.00 BAB160	ColourKast* Omnia basin Choose your finish H135xW360xL530mm £752.00 BAB160(FINISH)
Push down waste for basin Polished White £158.00 WAS220PW	Push down waste for basin ColourKast* £158.00 WAS220(FINISH)

See page 146-147 for alternative waste finishes



Please note

The provenance of this product is reproducing the authentic look of early 20th century manufacturing. There will be slight undulations and blemishes in the finish and these should be viewed in this light.

There is sufficient void under this bath to accommodate a low level trap and waste pipe work. If it is necessary to bring waste pipe out above floor please seek advice from BC Designs prior to installation.

All prices include VAT.



A first for BC Designs. This beautiful Cian® cast design can now be painted, for you.

Designer: Ripples.



The hand-finished Aurelius is made from a single, solid casting.

CIAN® SOLID SURFACE

Aurelius

BATH

Polished White H560xW760xL1740mm £6,905.00 BAB030	ColourKast* Choose your finish H560xW760xL1740mm £6,905.00 BAB030(FINISH)
-------------------------------------------------------------------	----------------------------------------------------------------------------------------------

BATH WASTES

Slotted bath waste Chrome £108.00 WAS107	Slotted bath waste Polished White £203.00 WAS107PW
Slotted bath waste ColourKast* £203.00 WAS107(FINISH)	

BASIN & WASTE

Polished White basin H160xW390xL535mm £752.00 BAB130	ColourKast* basin H160xW390xL535mm £752.00 BAB130(FINISH)
----------------------------------------------------------------------	---------------------------------------------------------------------------

Push down waste for basin
Polished white
£158.00
WAS220PW



See page 146-147 for alternative waste finishes

Please note

The provenance of this product is reproducing the authentic look of early 20th century manufacturing. There will be slight undulations and blemishes in the finish and these should be viewed in this light.

SPECIFICATIONS

Material	Cian® solid surface
Finish	Polished & ColourKast
Capacity	140ltrs
Void	110mm
Dry Weight	104kg
Overflow	Included
Waste	Not included

Basin	Capacity	Dry Weight
535mm	11ltrs	9.6kg

COLOURKAST

Powder Grey PG		Mushroom M	
Industrial Grey IG		Satin Rose R	
Gunmetal GM		Khaki Green KG	
Light Fawn F		Powder Blue B	

*See page 49 for more details.



CIAN® SOLID SURFACE

Bampton

BATH

Silk Matt White** With slotted overflow H555xW740xL1555mm £4,007.00 BAB033	Polished White With cast overflow H555xW740xL1555mm £4,007.00 BAB032	ColourKast* Choose your finish H555xW740xL1555mm £4,007.00 BAB032(FINISH)
Marble Finish With cast overflow H555xW740xL1555mm £4,564.00 BAB032ME		

BATH WASTES

Plug & chain exposed Chrome With stowaway £183.00 WAS030	Push down exposed Chrome £250.00 WAS050	Slotted bath waste** Matt White £203.00 WAS107MW
---------------------------------------------------------------------------------	---------------------------------------------------------	------------------------------------------------------------------

BASIN & WASTES

Polished White basin H160xW390xL535mm £752.00 BAB130	ColourKast* basin Choose your finish H160xW390xL535mm £752.00 BAB130(FINISH)	Marble Finish basin H160xW390xL535mm £752.00 BAB130ME
Push down waste for basin Polished White £158.00 WAS220PW	Push down waste for basin ColourKast* £158.00 WAS220(FINISH)	Push down waste for basin Marble £158.00 WAS220ME

See page 146-147 for alternative waste finishes



Please note

The provenance of this product is reproducing the authentic look of early 20th century manufacturing. There will be slight undulations and blemishes in the finish and these should be viewed in this light.

Our marble finish bath is unique, and every bath will be different based on the manufacturing process involved to achieve a marble finish effect. All veins and colours used to achieve the finish may be lighter or darker and more bold in certain areas of the bath. This makes each piece unique.

**Please note that the Silk Matt White version comes with a slot overflow and is compatible with the WAS107MW waste only.

All prices include VAT.

The Bampton has a large bathing area from the thin rim achieved by a single casting, yet is a space saver at only 1555mm long. The Bampton comes in a hand polished finish.

SPECIFICATIONS

Material	Cian® solid surface	
Finish	Matt, Polished & ColourKast	
Capacity	180ltrs	
Void	90	
Dry Weight	105kg	
Waste	Not included	

Basin	Capacity	Dry Weight
535mm	11ltrs	9.6kg

COLOURKAST

Powder Grey PG	Mushroom M
Industrial Grey IG	Satin Rose R
Gunmetal GM	Khaki Green KG
Light Fawn F	Powder Blue B
Marble ME	

*See page 49 for more details.



Inspired by the Fireclay baths of the early 20th Century.

Magnus

BATH

Polished White H570xW750xL1680mm £5,801.00 BAB025	ColourKast* Choose your finish H570xW750xL1680mm £5,801.00 BAB025(FINISH)
-------------------------------------------------------------------	----------------------------------------------------------------------------------------------

BATH WASTES

Slotted bath waste Polished White £203.00 WAS107PW	Slotted bath waste ColourKast* £203.00 WAS107(FINISH)
--------------------------------------------------------------------	-----------------------------------------------------------------------

BASIN & WASTE

Magnus/Senator basin H160xW385xL525mm £752.00 BAB135	ColourKast* Magnus/Senator basin H160xW385xL525mm £752.00 BAB135(FINISH)
Push down waste for basin White £158.00 WAS220PW	Push down waste for basin ColourKast* £158.00 WAS220(FINISH)

See page 146-147 for alternative waste finishes



The Magnus has a deep and spacious bathing area.



SPECIFICATIONS

Material	Cian® solid surface	
Finish	Polished & ColourKast	
Capacity	200ltrs	
Void	130mm	
Dry Weight	130kg	
Waste	Not included	
Overflow	Internal overflow included	

Basin	Capacity	Dry Weight
525mm	12ltrs	10kg



Powder Grey PG	
Industrial Grey IG	
Gunmetal GM	
Light Fawn F	
Mushroom M	
Satin Rose R	
Khaki Green KG	
Powder Blue B	

*See page 49 for more details.

Please note

The provenance of this product is reproducing the authentic look of early 20th century manufacturing. There will be slight undulations and blemishes in the finish and these should be viewed in this light. It is not possible to fit an overflow filler to this bath. A click clack waste is recommended but not included.

Senator

BATH

Polished White
Without feet
H615xW850xL1804mm
£5,801.00
BAB045

ColourKast*
Without feet
H615xW850xL1804mm
£5,801.00
BAB045(FINISH)

Polished White Feet
Set of 4 Bun feet
H120xW175mm each
£623.00
BAB047

ColourKast Feet*
Set of 4 Bun feet
H120xW175mm each
£623.00
BAB047(FINISH)

BASIN & WASTE

Polished White
Senator basin
H160xW385xL525mm
£752.00
BAB135

ColourKast*
Senator basin
H160xW385xL525mm
£752.00
BAB135(FINISH)

Push down waste
for basin
White
£158.00
WAS220PW

Push down waste
for basin
ColourKast*
£158.00
WAS220(FINISH)

See page 146-147
for alternative
waste finishes



The Senator has a huge bathing area and is hand finished which makes it a unique and authentic centrepiece, and is also available with or without bun feet.

BATH WASTES

Plug & chain
concealed
With stowaway
£50.00
WAS020

Push down
concealed
£169.00
WAS040

SPECIFICATIONS

Material	Cian® solid surface
Finish	Polished & ColourKast
Capacity	200ltrs
Void	130mm
Dry Weight	130kg
Waste	Not included
Overflow	Not included

Basin	Capacity	Dry Weight
525mm	12ltrs	10kg

COLOURKAST

- Powder Grey PG
- Industrial Grey IG
- Gunmetal GM
- Light Fawn F
- Mushroom M
- Satin Rose R
- Khaki Green KG
- Powder Blue B

*See page 49 for more details.

Please note

The provenance of this product is reproducing the authentic look of early 20th century manufacturing. There will be slight undulations and blemishes in the finish and these should be viewed in this light. It is not possible to fit an overflow filler to this bath. The senator bath is available with or without feet.





Designed with a perfect silhouette, and classic simplicity.

CIAN® SOLID SURFACE

Crea

BATH

Silk Matt White H530xW780xL1665mm £4,061.00 BAB077	Polished White H530xW780xL1665mm £4,061.00 BAB076
--------------------------------------------------------------------	-------------------------------------------------------------------

ColourKast*
Choose your finish
H530xW780xL1665mm
£4,061.00
BAB076(FINISH)

BATH WASTES

Slotted bath waste Chrome £108.00 WAS107	Slotted bath waste Polished White £203.00 WAS107PW
----------------------------------------------------------	--------------------------------------------------------------------

Slotted bath waste Matt White £203.00 WAS107MW	Slotted bath waste ColourKast* £203.00 WAS107(FINISH)
----------------------------------------------------------------	-----------------------------------------------------------------------

BASIN & WASTE

White Crea basin H124xW340xL525mm £752.00 BAB162	ColourKast* Crea basin H124xW340xL525mm £752.00 BAB162(FINISH)
------------------------------------------------------------------	--------------------------------------------------------------------------------

Push down waste for basin Polished White £158.00 WAS220PW	Push down waste for basin ColourKast* £158.00 WAS220(FINISH)
---------------------------------------------------------------------------	------------------------------------------------------------------------------

See page 146-147 for alternative waste finishes



Please note

There is sufficient void under this bath to accommodate a low level trap and waste pipe work.
If it is necessary to bring waste pipe out above floor please seek advice from BC Designs prior to installation.
This bath has an overflow built into the body of the bath. It is not possible to fit an overflow filler to this bath.

SPECIFICATIONS

Material	Cian® solid surface	
Finish	Matt, Polished & ColourKast	
Capacity	190ltrs	
Void	130mm	
Dry Weight	85kg	
Overflow	Included	
Waste	Not included	

Basin	Capacity	Dry Weight
525mm	7ltrs	5.6kg

COLOURKAST

Powder Grey PG		Mushroom M	
Industrial Grey IG		Satin Rose R	
Gunmetal GM		Khaki Green KG	
Light Fawn F		Powder Blue B	

*See page 49 for more details.



Minimalist and sleek, the Kurv bath is the epitome of modern styling. It's rimless design enhances relaxation by providing maximum bathing space, and is also available with a plinth.

SPECIFICATIONS

Material	Cian® solid surface. Plinth: GRP	
Finish	Matt, Polished & ColourKast	
Capacity	180ltrs	
Void	40mm	
Dry Weight	81kg	
Waste	Not included	
Overflow	Comes with internal overflow	
Basin	Capacity	Dry Weight
615mm	8ltrs	8.8kg

COLOURKAST

Powder Grey PG	Mushroom M
Industrial Grey IG	Satin Rose R
Gunmetal GM	Khaki Green KG
Light Fawn F	Powder Blue B
Marble ME	

*See page 49 for more details.

Please note

There is a limited void under this bath, therefore the trap and waste will need to be installed under floor level. If this is not possible there is a separate plinth available to raise the level of the bath. The plinth and bath must be ordered together as they are individually matched in our workshop.

This bath has an overflow built into the side. It is not therefore possible to fit an overflow filler to this bath.

Our marble finish bath is unique, and every bath will be different based on the manufacturing process involved to achieve a marble finish effect. All veins and colours used to achieve the finish may be lighter or darker and more bold in certain areas of the bath. This makes each piece unique.

**Plinth only available in polished white.

CIAN® SOLID SURFACE

Kurv

BATH

Matt White H560xW900xL1890mm £4,972.00 BAB006	Polished White H560xW900xL1890mm £4,972.00 BAB005	ColourKast* H560xW900xL1890mm £4,972.00 BAB005(FINISH)
Marble Finish H560xW900xL1890mm £5,705.00 BAB005ME	Plinth White** H80xW500xL1110mm £623.00 BAB007	

BATH WASTES

Slotted bath waste Chrome £108.00 WAS107	Slotted bath waste Polished White £203.00 WAS107PW	Slotted bath waste Matt White £203.00 WAS107MW
Slotted bath waste ColourKast* / Marble £203.00 WAS107(FINISH)/ME		

BASIN & WASTE

Polished White Kurv basin H163xW360xL615mm £686.00 BAB105	ColourKast* Kurv basin H163xW360xL615mm £686.00 BAB105(FINISH)	Marble Finish Kurv basin H163xW360xL615mm £686.00 BAB105ME
Push down waste for basin White £158.00 WAS220PW	Push down waste for basin ColourKast* / Marble £158.00 WAS220(FINISH)/ME	

See page 146-147 for alternative waste finishes





CIAN® SOLID SURFACE

Tasse

BATH

Polished White H555xW880xL1770mm £4,766.00 BAB010	Silk Matt White H555xW880xL1770mm £4,766.00 BAB010MW
-------------------------------------------------------------------	----------------------------------------------------------------------

ColourKast* H555xW880xL1770mm £4,766.00 BAB010(FINISH)

BATH WASTES

Slotted bath waste Chrome £108.00 WAS107	Slotted bath waste Polished White £203.00 WAS107PW
----------------------------------------------------------	--------------------------------------------------------------------

Slotted bath waste Matt White £203.00 WAS107MW	Slotted bath waste ColourKast* £203.00 WAS107(FINISH)
----------------------------------------------------------------	-----------------------------------------------------------------------

BASIN & WASTE

Polished White Tasse/Gio basin H145xW345xL575mm £686.00 BAB110	ColourKast* Tasse/Gio basin H145xW345xL575mm £686.00 BAB110(FINISH)
------------------------------------------------------------------------------------------	-----------------------------------------------------------------------------------------------

Push down waste for basin Polished White £158.00 WAS220PW	Push down waste for basin ColourKast* £158.00 WAS220(FINISH)
-------------------------------------------------------------------------------------	----------------------------------------------------------------------------------------

See page 146-147
for alternative
waste finishes



Please note

There is sufficient void under this bath to accommodate a low level trap and waste pipe work.
If it is necessary to bring waste pipe out above floor please seek advice from BC Designs prior to installation.
This bath has an overflow built into the body of the bath. It is not possible to fit an overflow filler to this bath.









The oval Tasse bath's delicately simple design is coupled with a generous bathing area and all the properties of BC Designs' exclusive Cian® material.

SPECIFICATIONS

Material	Cian® solid surface	
Finish	Matt, Polished & ColourKast	
Capacity	180ltrs	
Void	110mm	
Dry Weight	86kg	
Waste	Not included	
Overflow	Comes with internal overflow	

Basin	Capacity	Dry Weight
575mm	7.6ltrs	7.6kg

COLOURKAST

Powder Grey PG		Mushroom M	
Industrial Grey IG		Satin Rose R	
Gunmetal GM		Khaki Green KG	
Light Fawn F		Powder Blue B	

*See page 49 for more details.



The Delicata gives you a comfortable bathing area in which to soak, along with clean, contemporary lines. Cast in Cian® the Delicata will retain heat while you relax.

SPECIFICATIONS

Material	Cian® solid surface	
Finish	Matt, Polished & ColourKast	
Capacity	190ltrs	
Void	110mm	
Dry Weight	86kg	
Waste	Not included	
Overflow	Comes with internal overflow	
Basin	Capacity	Dry Weight
450mm	8ltrs	7kg

COLOURKAST

Powder Grey PG	Mushroom M
Industrial Grey IG	Satin Rose R
Gunmetal GM	Khaki Green KG
Light Fawn F	Powder Blue B

*See page 49 for more details.

Please note

There is sufficient void under this bath to accommodate a low level trap and waste pipe work.

If it is necessary to bring waste pipe out above floor please seek advice from BC Designs prior to installation.

This bath has an overflow built into the body of the bath.

It is not possible to fit an overflow filler to this bath.



CIAN® SOLID SURFACE

Delicata

BATH

Polished White	Matt White
H680xW715xL1520mm	H680xW715xL1520mm
£4,421.00	£4,421.00
BAB020	BAB020MW

ColourKast*
H680xW715xL1520mm
£4,421.00
BAB020(FINISH)

BATH WASTES

Slotted bath waste	Slotted bath waste
Chrome	Polished White
£108.00	£203.00
WAS107	WAS107PW
Slotted bath waste	Slotted bath waste
Matt White	ColourKast*
£203.00	£203.00
WAS107MW	WAS107(FINISH)

BASIN & WASTE

Polished White Delicata basin	ColourKast Delicata basin
H135xW450xL450mm	H135xW450xL450mm
£686.00	£686.00
BAB120	BAB120(FINISH)
Push down waste for basin	Push down waste for basin
White	ColourKast*
£158.00	£158.00
WAS220PW	WAS220(FINISH)

See page 146-147 for alternative waste finishes



All prices include VAT.

A modern take on the traditional slipper bath.





CIAN® SOLID SURFACE

Gio

BATH

Polished White H535xW935xL1645mm £4,421.00 BAB062	Matt White H535xW935xL1645mm £4,421.00 BAB062MW
ColourKast* H535xW935xL1645mm £4,421.00 BAB062(FINISH)	

BATH WASTES

Slotted bath waste Chrome £108.00 WAS107	Slotted bath waste Polished white £203.00 WAS107PW
Slotted bath waste Matt White £203.00 WAS107MW	Slotted bath waste ColourKast* £203.00 WAS107(FINISH)

BASIN & WASTE

Polished White Tasse/Gio basin H145xW345xL575mm £686.00 BAB110	ColourKast* Tasse/Gio basin H145xW345xL575mm £686.00 BAB110(FINISH)
Push down waste for basin Polished White £158.00 WAS220PW	Push down waste for basin ColourKast* £158.00 WAS220(FINISH)

See page 146-147 for alternative waste finishes



Please note

There is sufficient void under this bath to accommodate a low level trap and waste pipe work.
If it is necessary to bring waste pipe out above floor please seek advice from BC Designs prior to installation.
This bath has an overflow built into the body of the bath. It is not possible to fit an overflow filler to this bath.

The archetypal egg-shaped bath. Featuring a huge bathing area, the Gio also has a built in overflow that is hidden seamlessly within the bath for a smooth, contemporary finish.

SPECIFICATIONS

Material	Cian® solid surface	
Finish	Matt, Polished & ColourKast	
Capacity	160ltrs	
Void	100mm	
Dry Weight	90kg	
Waste	Not included	
Overflow	Comes with internal overflow	
Basin	Capacity	Dry Weight
575mm	8ltrs	7.6kg

COLOURKAST

Powder Grey PG		Mushroom M	
Industrial Grey IG		Satin Rose R	
Gunmetal GM		Khaki Green KG	
Light Fawn F		Powder Blue B	

*See page 49 for more details.



Vive

BATH

Silk Matt White
H530xW750xL1610mm
£4,421.00
BAB063

Polished White
H530xW750xL1610mm
£4,421.00
BAB064

ColourKast*
Choose your finish
H530xW750xL1610mm
£4,421.00
BAB064(FINISH)

BATH WASTES

Slotted bath waste
Chrome
£108.00
WAS107

Slotted bath waste
Polished White
£203.00
WAS107PW

Slotted bath waste
Matt White
£203.00
WAS107MW

Slotted bath waste
ColourKast*
£203.00
WAS107(FINISH)

BASIN & WASTE

Polished White basin
H135xW360xL530mm
£686.00
BAB164

ColourKast basin*
Choose your finish
H135xW360xL530mm
£686.00
BAB164(FINISH)

Push down waste for basin
Polished White
£158.00
WAS220PW

Push down waste for basin
ColourKast*
£158.00
WAS220(FINISH)

See page 146-147
for alternative
waste finishes



SPECIFICATIONS

Material	Cian® solid surface
Finish	Matt, Polished & ColourKast
Capacity	180ltrs
Void	90
Dry Weight	105kg
Waste	Not included
Overflow	Comes with internal overflow

Basin	Capacity	Dry Weight
530mm	345	8.5kg



Powder Grey PG	
Industrial Grey IG	
Gunmetal GM	
Light Fawn F	
Mushroom M	
Satin Rose R	
Khaki Green KG	
Powder Blue B	

*See page 49 for more details.

Please note

There is sufficient void under this bath to accommodate a low level trap and waste pipe work.

If it is necessary to bring waste pipe out above floor please seek advice from BC Designs prior to installation.

This bath has an overflow built into the body of the bath.

It is not possible to fit an overflow filler to this bath.



Small in size but surprisingly spacious.
The Vive bath suits both compact
and generous spaces alike.



CIAN® SOLID SURFACE

Essex & Esseta

ESSEX BATH

Silk Matt White	ColourKast*
With Legs	With Legs
H475xW759xL1510mm	H475xW759xL1510mm
£5,422.00	£5,879.00
BAB080	BAB081(FINISH)

ESSETA BATH

Silk Matt White	Polished White	ColourKast*
Without Legs	Without Legs	Without Legs
H550xW760xL1510mm	H550xW760xL1510mm	H550xW760xL1510mm
£3,523.00	£3,742.00	£3,742.00
BAB070	BAB071	BAB070(FINISH)

BATH WASTES

Push down waste	Push down exposed**	Push down waste
Chrome	Chrome	Matt White
For installation without overflow	For installation with overflow	For installation without overflow
£109.00	£250.00	£195.00
WAS110	WAS050	WAS110MW
Push down waste**	Push down waste	
Polished White	ColourKast*	
For installation without overflow	For installation without overflow	
£195.00	£195.00	
WAS110PW	WAS110(FINISH)	

See page 146-147 for alternative waste finishes

Please note
 Baths are supplied without overflow hole.
 Please refer to the technical drawing on our website for detailed dimensions.
 There is a recess under the bath to allow for a trap and pipework.
 All dimensions are approximate due to manufacturing tolerances.
 **Esseta only.

Choose the Essex freestanding bath with legs to elevate your interior design, or choose the minimal Esseta to create a simple yet iconic focal point.

SPECIFICATIONS

Essex	
Material	Cian® solid surface
Finish	Matt & ColourKast. Black frame included
Capacity	80ltrs
Dry Weight	86kg
Waste	Not included

Esseta	
Material	Cian® solid surface
Finish	Matt, Polished & ColourKast
Capacity	80ltrs
Void	110mm
Dry Weight	86kg
Waste	Not included

COLOURKAST

Powder Grey PG	●	Mushroom M	●
Industrial Grey IG	●	Satin Rose R	●
Gunmetal GM	●	Khaki Green KG	●
Light Fawn F	●	Powder Blue B	●

*See page 49 for more details



Portman

The Portman is cased in our unique Cian® material which has heat retaining properties and is scratch and stain resistant. Available in Silk Matt or from our ColourKast range.

BATH

Silk Matt White	ColourKast*
H500xW750xL1640mm	H500xW750xL1640mm
£5,079.00	£5,705.00
BAB051	BAB051(FINISH)

BATH WASTES

Slotted bath waste	Slotted bath waste
Chrome	ColourKast*
£108.00	£203.00
WAS107	WAS107(FINISH)

Slotted bath waste
Matt White
£203.00
WAS107MW

See page 146-147 for alternative waste finishes

SPECIFICATIONS

Material	Cian® solid surface
Finish	Matt & ColourKast
Capacity	180ltrs
Void	54mm
Dry Weight	97kg
Waste	Not included
Overflow	Comes with internal overflow

COLOURKAST

- Powder Grey PG
- Industrial Grey IG
- Gunmetal GM
- Light Fawn F
- Mushroom M
- Satin Rose R
- Khaki Green KG
- Powder Blue B

*See page 49 for more details

Please note

Please refer to the technical drawing on our website for detailed dimensions.

All dimensions are approximate due to manufacturing tolerances.





CIAN® SOLID SURFACE

Sorpressa

The Sorpressa has a generous internal space with a small external footprint making it ideal for smaller bathrooms. Each bath can be fitted with an overflow and is available in a Silk Matt, Polished or ColourKast finish.

BATH

Silk Matt White H555xW760xL1510mm £3,523.00 BAB072	Polished White H555xW760xL1510mm £3,742.00 BAB073
--------------------------------------------------------------------	-------------------------------------------------------------------

ColourKast*
H555xW760xL1510mm
£3,742.00
BAB073(FINISH)

SPECIFICATIONS

Material	Cian® solid surface
Finish	Matt, Polished & ColourKast
Capacity	170ltrs
Void	120mm
Dry Weight	73kg
Waste	Not included
Overflow	Not included

COLOURKAST

Powder Grey PG		Mushroom M	
Industrial Grey IG		Satin Rose R	
Gunmetal GM		Khaki Green KG	
Light Fawn F		Powder Blue B	

*See page 49 for more details.

BATH WASTES

Push down waste Chrome For installation without overflow £109.00 WAS110	Push down exposed Chrome For installation with overflow £250.00 WAS050
--------------------------------------------------------------------------------------------	-------------------------------------------------------------------------------------------

Push down waste Matt White For installation without overflow £195.00 WAS110MW	Push down waste Polished White For installation without overflow £195.00 WAS110PW
--------------------------------------------------------------------------------------------------	------------------------------------------------------------------------------------------------------

Push down waste
ColourKast*
For installation without overflow
£195.00
WAS110(FINISH)

See page 146-147 for alternative waste finishes

Please note

Baths are supplied without overflow hole. An overflow hole can be drilled on site. Please contact us for advice on how to do this.

Please refer to the technical drawing on our website for detailed dimensions.

There is a recess of 120mm under the bath to allow for a trap and pipework.

All dimensions are approximate due to manufacturing tolerances.



Available in a Silk Matt White, Polished White and ColourKast finishes, and Cast in our unique Cian® material which is heat retaining, scratch and stain resistant.

SPECIFICATIONS

Material	Cian® solid surface
Finish	Matt, Polished & ColourKast
Capacity	150ltrs
Void	120mm
Dry Weight	82kg
Waste	Not included
Overflow	No overflow

COLOURKAST

Powder Grey PG	Mushroom M
Industrial Grey IG	Satin Rose R
Gunmetal GM	Khaki Green KG
Light Fawn F	Powder Blue B

*See page 49 for more details.

CIAN® SOLID SURFACE

Divita

BATH

Silk Matt White H540xW720xL1495mm £3,523.00 BAB074	Polished White H540xW720xL1495mm £3,742.00 BAB075
--------------------------------------------------------------------	-------------------------------------------------------------------

ColourKast*
H540xW720xL1495mm
£3,742.00
BAB075(FINISH)

BATH WASTES

Push down waste Chrome For installation without overflow £109.00 WAS110	Push down exposed Chrome For installation with overflow £250.00 WAS050
-----------------------------------------------------------------------------------------------	----------------------------------------------------------------------------------------------

Push down waste Matt White For installation without overflow £195.00 WAS110MW	Push down waste Polished White For installation without overflow £195.00 WAS110PW
-----------------------------------------------------------------------------------------------------	---------------------------------------------------------------------------------------------------------

Push down waste
ColourKast*
For installation
without overflow
£195.00
WAS110(FINISH)

See page 146-147 for alternative waste finishes

Please note

Baths are supplied without overflow hole. An overflow hole can be drilled on site. Please contact us for advice on how to do this.

Please refer to the technical drawing on our website for detailed dimensions.

There is a recess of 120mm under the bath to allow for a trap and pipework.

All dimensions are approximate due to manufacturing tolerances.

All prices include VAT.

The Divita bath is compact in size yet deceptively spacious.





Verdicio

SPECIFICATIONS

Material	Cian® solid surface
Finish	Matt, Polished & ColourKast
Capacity	180ltrs
Void	140mm
Dry Weight	88kg
Waste	Not included
Overflow	Internal overflow included

COLOURKAST

Powder Grey PG	
Industrial Grey IG	
Gunmetal GM	
Light Fawn F	
Mushroom M	
Satin Rose R	
Khaki Green KG	
Powder Blue B	

*See page 49 for more details.

The Verdicio is cast in our unique Cian® material which has heat retaining properties and is scratch and stain resistant.

Available in Silk Matt, Polished White and ColourKast.

BATH

Silk Matt White H570xW700xL1680mm £4,564.00 BAB054	Polished White H570xW700xL1680mm £4,972.00 BAB055
--------------------------------------------------------------------	-------------------------------------------------------------------

ColourKast* H570xW700xL1680mm £4,972.00 BAB055(FINISH)

BATH WASTES

Slotted bath waste Chrome £108.00 WAS107	Slotted bath waste ColourKast* £203.00 WAS107(FINISH)
----------------------------------------------------------	-----------------------------------------------------------------------

Slotted bath waste Matt White £203.00 WAS107MW	Slotted bath waste Polished White £203.00 WAS107PW
----------------------------------------------------------------	--------------------------------------------------------------------

See page 146-147 for alternative waste finishes

Please note

Please refer to the technical drawing on our website for detailed dimensions.

All dimensions are approximate due to manufacturing tolerances.

Aston

The Aston is cast in our unique Cian® material which has heat retaining properties and is scratch and stain resistant.

Available in Silk Matt.

BATH

Silk Matt White

H570xW830xL1720mm

£6,677.00

BAB058

BATH WASTES

Push down waste

Chrome
For installation
without overflow

£109.00

WAS110

Push down waste

Matt White
For installation
without overflow

£195.00

WAS110MW

See page 146-147 for alternative waste finishes

SPECIFICATIONS

Material	Cian® solid surface
Finish	Matt only
Capacity	180ltrs
Void	120mm
Dry Weight	112kg
Waste	Not included
Overflow	No overflow

Please note

Please refer to the technical drawing on our website for detailed dimensions.

All dimensions are approximate due to manufacturing tolerances.





CIAN® SOLID SURFACE

Cian Slipper

The Cian Slipper bath is a first in our Cian range.

Cast in our unique Cian® material which has heat retaining properties and is scratch and stain resistant. The Cian Slipper has a small footprint but generous bathing area!

BATH

Silk Matt White	Polished White
H725xW785xL1590mm	H725xW785xL1590mm
£4,965.00	£5,422.00
BAB052	BAB053

BATH WASTES

Slotted bath waste	Slotted bath waste	Slotted bath waste
Chrome	Matt White	Polished White
£108.00	£203.00	£203.00
WAS107	WAS107MW	WAS107PW

See page 146-147 for alternative waste finishes

SPECIFICATIONS

Material	Cian® solid surface
Finish	Matt & Polished
Capacity	180ltrs
Void	120mm
Dry Weight	110kg
Waste	Not included
Overflow	Comes with internal overflow

Please note

Please refer to technical drawing for details of dimensions.
All dimensions are approximate due to manufacturing tolerances.



See page 110 for traditional basins and stands.

Wivenhoe

The Wivenhoe is cast in our unique Cian® material which has heat retaining properties and is scratch and stain resistant.

Available in Silk Matt and Polished White.

BATH

Silk Matt White	Polished White
H700xW820xL1800mm	H700xW820xL1800mm
£4,835.00	£5,308.00
BAB056	BAB057

BATH WASTES

Push down waste	Push down waste
Chrome	For installation without overflow
For installation without overflow	Matt White
£109.00	£195.00
WAS110	WAS110MW

Push down waste
For installation without overflow
Polished White
£195.00
WAS110PW

See page 146-147 for alternative waste finishes

SPECIFICATIONS

Material	Cian® solid surface
Finish	Matt & Polished
Capacity	180ltrs
Void	130mm
Dry Weight	108kg
Waste	Not included
Overflow	Internal overflow included



Please note

Please refer to the technical drawing on our website for detailed dimensions.

All dimensions are approximate due to manufacturing tolerances.



3

ACRYMITE®

10 YEAR GUARANTEE

We are original, and by following our own path, we ensure every bathroom expresses understated luxury and personalised design.

Feel your real self with a timeless bathroom that never goes out of style.

These are bold classics, made for you.

Why choose an Acrymite® bath?

One piece look

Although double skinned acrylic, our Acrymite® baths have no unsightly join marks for a premium 'one piece' look.

Easy maintenance

A daily wipe using a non-abrasive cleaning agent will keep the surface clean. It is resistant to deterioration and minor damages can be polished or repaired.

Heat retaining

Our Acrymite® baths retain the heat of the room for a comfortable bathing experience.

Guarantees

Acrymite® baths have a ten year guarantee and will retain their original beauty for many years with minimum maintenance required.

Sculptura

A statement of artistry and refinement, the Sculptura bath boasts an inspirational exterior. The abstract design also provides a deep bathing space, for the ultimate in relaxation.



NEW

BATHS

1690mm
H620xW800xL1690mm
£2,355.00
BAA001

Please note
White factory fitted push down waste supplied.
Supplied with a pre-drilled overflow.

SPECIFICATIONS

Material	Acrymite® acrylic
Finish	Gloss White
Waste	Included

Bath	Capacity	Void	Dry Weight
1690mm	301ltrs	120	35kg

Slipp

A fresh take on a traditional slipper bath. The sweeping lines and smooth construction creates the ultimate statement in freestanding bath design.



BATHS

1590mm
H800xW675xL1590mm
£2,351.00
BAS035

Please note
A small floor recess will have to be made under the bath to allow for a protruding fitted trap. Contact us for installation advice to bring waste pipe work out above floor.
Chrome factory fitted push down waste supplied. It is not possible to fit an overflow filler to this bath. See page 146-147 for alternative waste finishes.

WASTES

Unslotted bath waste
Chrome
£109.00
WAS110

SPECIFICATIONS

Material	Acrymite® acrylic
Finish	Gloss White
Waste	Not included

Bath	Capacity	Void	Dry Weight
1590mm	195ltrs	70	35kg

Viado

The simplicity of the Viado bath makes it a firm favourite and it is now available in three sizes.

The smooth, curved design provides the perfect place to relax and unwind.



BATHS

1580mm	1680mm	1780mm
H570xW740xL1580mm	H570xW740xL1680mm	H550xW800xL1780mm
£2,236.00	£2,286.00	£2,355.00
BAS005	BAS007	BAS010

WASTES

Push down concealed
£169.00
WAS040

SPECIFICATIONS

Material	Acrymite® acrylic		
Finish	Gloss White		
Waste	Included		
Bath	Capacity	Void	Dry Weight
1580mm	225ltrs	100	35kg
1680mm	245ltrs	100	38kg
1780mm	266ltrs	80	42kg

Please note

A small floor recess will have to be made under the bath to allow for a protruding fitted trap.
Contact us for installation advice on fitting of waste and overflows. Please visit our website for further technical information.
Chrome factory fitted push down waste supplied. It is not possible to fit an overflow filler to this bath.
See page 146-147 for alternative waste finishes.

Ovali

The Ovali's egg-shaped rim makes a real statement in any contemporary bathroom design.

Now available in multiple size options, this iconic look can be achieved in any sized bathroom.



BATHS

1690mm	1805mm
H600xW800xL1690mm	H600xW850xL1690mm
£2,251.00	£2,355.00
BAS019	BAS020

WASTES

Compatible overflow filler	Push down concealed
£609.00	£169.00
WAS305	WAS040

SPECIFICATIONS

Material	Acrymite® acrylic		
Finish	Gloss White		
Waste	Included		
Bath	Capacity	Void	Dry Weight
1690mm	238ltrs	125	35kg
1805mm	258ltrs	130	40kg

Please note

There is sufficient void under this bath to accommodate a low level trap and waste pipe work.
If it is necessary to bring waste pipe work out above floor please seek advice from BC Designs prior to installation.
Chrome factory fitted push down waste supplied. It is not possible to fit an overflow filler to this bath.
See page 146-147 for alternative waste finishes.

Plazia

The Plazia is one of our larger baths, designed with long relaxing soaks in mind.

Featuring a deep ledge, the Plazia creates a solid statement piece in the modern bathroom.



BATHS

1780mm
H560 x W800 x L1780mm
£2,355.00
BAS040

WASTES

Compatible
overflow filler
£609.00
WAS305

SPECIFICATIONS

Material	Acrymite® acrylic		
Finish	Gloss White		
Waste	Included		
	Capacity	Void	Dry Weight
Bath	266ltrs	80	42kg

Please note

A small floor recess will have to be made under the bath to allow for a protruding fitted trap. Contact us for installation advice to bring waste pipe work out above floor. See page 146-147 for alternative waste finishes.

Murali

The Murali is a modern back-to-wall bath with upright sides for corner installation if required.

Compatible with a deck-mounted or overflow filler, the Murali is a great alternative to free-standing options.



BATHS

1720mm
H600 x W740 x L1720mm
£3,048.00
BAS022

WASTES

Compatible
overflow filler
£609.00
WAS305

SPECIFICATIONS

Material	Acrymite® acrylic		
Finish	Gloss White		
Waste	Included		
	Capacity	Void	Dry Weight
Bath	220ltrs	140	54kg

Please note

The Murali's rim measures 90mm. Many deck mounted taps can be fitted on this back rim, however it is the customer's responsibility to check that they fit comfortably. There is sufficient void under this bath to accommodate a low level trap and waste pipe work. See page 146-147 for alternative waste finishes.

Tamorina

The Tamorina bath is a classic egg shape with a handy rim for deck mounted taps.

The slim edges allow for maximum bathing area, and the Tamorina is fitted with a push down waste in chrome.



BATHS

1600mm	1700mm
H600xW800xL1600mm	H600xW800xL1700mm
£2,251.00	£2,355.00
BAS001	BAS002

WASTES

Overflow filler
This bath is compatible with our overflow filler
£609.00
WAS305

SPECIFICATIONS

Material	Acrymite® acrylic		
Finish	Gloss White		
Waste	Included		
	Capacity	Void	Dry Weight
Bath			
1600mm	220ltrs	115	44kg
1700mm	230ltrs	115	50kg

Please note

Many deck fitted taps can be mounted on this rim, however it is the customer's responsibility to check that they fit comfortably.

There is a void at the centre rear of the bath to allow for plumbing.

See page 146-147 for alternative waste finishes.

Tamorina Petite

We have gone even smaller with our Tamorina Petite bath - complete with tap ledge for the most compact of spaces!

At 1400 long it is small but mighty, and is fitted with a push down waste in chrome.



BATHS

1400mm
H560xW800xL1400mm
£2,238.00
BAS058

WASTES

Overflow filler
This bath is compatible with our overflow filler
£609.00
WAS305

SPECIFICATIONS

Material	Acrymite® acrylic		
Finish	Gloss White		
Waste	Included		
	Capacity	Void	Dry Weight
Bath			
1400mm	200ltrs	115	40kg

Please note

Many deck fitted taps can be mounted on this rim, however it is the customer's responsibility to check that they fit comfortably.

There is a void at the centre rear of the bath to allow for plumbing.

See page 146-147 for alternative waste finishes.

Chalice Major

The spacious Chalice Major bath is the ideal bath for a long, luxurious soak.

It has a built in tap ledge for your chosen brassware or glass of wine, and is fitted with a push down waste in chrome.



BATHS

1780mm
H560 x W935x L1780mm
£2,701.00
BAS015

WASTES

Compatible
overflow filler
£609.00
WAS305

Push down
concealed
£169.00
WAS040

SPECIFICATIONS

Material	Acrymite® acrylic
Finish	Gloss White
Waste	Included

Bath	Capacity	Void	Dry Weight
1780mm	270ltrs	100	36kg

Please note

A small floor recess will have to be made under the bath to allow for a protruding fitted trap. Contact us for installation advice to bring waste pipe work out above floor. See page 146-147 for alternative waste finishes.

Chalice Minor

Chalice Major's younger brother, without the tap ledge, is an oval bath with sweeping lines.

Our Chalice Minor optimises comfort, even in the smallest of small spaces.



BATHS

1650mm
H590xW900xL1650mm
£2,355.00
BAS016

SPECIFICATIONS

Material	Acrymite® acrylic
Finish	Gloss White
Waste	Included

Bath	Capacity	Void	Dry Weight
1650mm	240ltrs	100	37kg

Please note

A small floor recess will have to be made under the bath to allow for a protruding fitted trap. Contact us for installation advice to bring waste pipe work out above floor. Chrome factory fitted push down waste supplied. It is not possible to fit an overflow filler to this bath. The overflow supplied is chrome and cannot be plated. No tap ledge is available on this model.

Ancora Square

The Ancora is a versatile back-to-wall bath with numerous mixer placement options.

Compatible with an overflow filler, the Ancora is a great space saving solution if you are unable to fit a free-standing bath.



BATHS

Ancora Square 1500mm	Ancora Square 1600mm	Ancora Square 1700mm
H560xW720xL1500mm Waste included	H580xW730xL1600mm Waste included	H580xW750xL1700mm Waste included
£2,236.00 BAS023	£2,286.00 BAS024	£2,355.00 BAS025

WASTES

Push down concealed	Compatible overflow filler
£169.00 WAS040	£609.00 WAS305

Please note
The Ancora's back rim measures 80mm. Many deck fitted taps can be mounted on this rim. The available ledge space underneath the back ledge is 50mm wide. Please check that your taps will fit before ordering.
There is a void at the centre rear of the bath to allow for plumbing.

SPECIFICATIONS

Material	Acrymite® acrylic		
Finish	Gloss White		
Waste	Included		
Bath	Capacity	Void	Dry Weight
1500mm	210ltrs	150	35kg
1600mm	220ltrs	150	37kg
1700mm	230ltrs	150	40kg

Ancora Round

The Ancora is a versatile back-to-wall bath with numerous mixer placement options.

Compatible with an overflow filler, the Ancora is a great space saving solution if you are unable to fit a free-standing bath.



BATHS

Ancora Round 1640mm
H590xW760xL1640mm Waste not included
£2,789.00 BAS055

WASTES

Push down concealed	Compatible overflow filler
£169.00 WAS040	£609.00 WAS305

Please note
The Ancora's back rim measures 80mm. Many deck fitted taps can be mounted on this rim. The available ledge space underneath the back ledge is 50mm wide. Please check that your taps will fit before ordering.
There is a void at the centre rear of the bath to allow for plumbing.
See page 146-147 for alternative waste finishes.

SPECIFICATIONS

Material	Acrymite® acrylic		
Finish	Gloss White		
Waste	Not included		
Bath	Capacity	Void	Dry Weight
1640mm	200ltrs	110	42kg

Dinkee

Dinkee by name, and by nature, this bath is a fantastic solution for small spaces.

Because of its thin rim, the Dinkee offers a surprisingly spacious bathing area.



BATHS

1500mm
H600xW780xL1500mm
£2,409.00
BAS012

Please note

There is sufficient void under this bath to accommodate a low level trap and waste pipe work.
If it is necessary to bring waste pipe work out above floor please seek advice from BC Designs prior to installation.
Chrome factory fitted push down waste supplied. It is not possible to fit an overflow filler to this bath.
See page 146-147 for alternative waste finishes.

SPECIFICATIONS

Material	Acrymite® acrylic
Finish	Gloss White
Waste	Included

Bath	Capacity	Void	Dry Weight
1500mm	170ltrs	100	34kg

Ancorner

The Ancorner is a seamless shower bath - compatible with deck mounted taps or overflow filler.

The Ancorner is available left or right handed.



BATHS

Right-handed
H590xW750xL1700mm
£2,309.00
BAS056

Left-handed
H590xW750xL1700mm
£2,309.00
BAS057

WASTES

Push down concealed
£169.00
WAS040

Compatible overflow filler
£609.00
WAS305

SHOWER SCREEN

Straight bath screen
H1435xW790mm
£247.00
BSS010

Please note

The Ancorner's back rim measures 80mm. Many deck fitted taps can be mounted on this rim, however it is the customer's responsibility to check that they fit comfortably.
There is a void at the centre rear of the bath to allow for plumbing.
See page 146-147 for alternative waste finishes.

SPECIFICATIONS

Material	Acrymite® acrylic
Finish	Gloss White
Waste	Not included

Bath	Capacity	Void	Dry Weight
1700mm	200ltrs	110	35kg